




Multiport Electronic Fuel Injection



3.5 MCGB Marine Gasoline Generator

Compact, Lightweight, Powerful


The 3.5 MCGB is the most compact 3.5kW marine gasoline generator available. Weighing only 226 pounds (102 kilos), it produces the same power in a smaller envelope than its predecessor. It is designed for small boat owners yearning for additional punch to operate an air conditioner, water heater or other appliances without a dramatic increase in generator size.

Multiport EFI and Returnless Fuel System

The 3.5 MCGB features sequential multiport electronic fuel injection (MPI). MPI provides optimum fuel efficiency, easy starting, improved reliability and reduced emissions. In conjunction with MPI, electronic speed control maintains the engine at a constant speed (precise frequency regulation) and virtually eliminates “bogging down” when load is applied. A water cooled returnless fuel system aids in the prevention of vapor lock for improved performance in high ambient temperatures. MPI also features advanced diagnostic capabilities.

Smooth & Quiet Operation

The 3.5 MCGB incorporates a two cylinder-engine, precise throttle control and a specially designed flywheel for smoother operation. Operating at 2500 rpm instead of 3000 or 3600, the 3.5 MCGB also provides low rpm quiet operation typical of Westerbeke generator products.



3.5 MCGB Marine Gasoline Generator

Simple Installation

The 3.5 MCGB is a simple “plug & play” genset. An optional remote start/stop is available with a harness to plug into the side of the control box.

Easy Operation

A simple “one-touch” rocker switch eliminates the need for separate start, stop and priming switches.

Standard Features

- Simple, “one touch” start/stop control panel with running hour meter and warning annunciation light strip
- Multiport EFI
- Water-cooled, returnless fuel system
- Electronic governing
- Safety warnings and shut-downs: overspeed, underspeed, low oil pressure, high exhaust and coolant temperature and more
- Fresh water cooling and coolant recovery tank
- Electric fuel lift pump
- A.C. circuit breaker
- 5 amp battery charger
- Water injected exhaust elbow
- Belt-driven raw water pump
- Vibration isolators
- Lube oil drain hose
- Operators’ manual and parts list
- Meets applicable U.S.C.G. regulations
- Meets CARB & U.S. EPA regulations
- CE certified

Generator Design

DESIGN: Brushless, two-pole.
VOLTAGE REGULATION: Standard +/- 5% no load to full load.
FREQUENCY REGULATION: .7 Hz (1%) no load to full load.
INSULATION: Class "H" as defined by NEMA MG1-1.66.

TEMPERATURE RISE: Within NEMA MG1-22.40 operating at full load.
COOLING: Molded centrifugal blower, direct connected.
ELECTROMAGNETIC INTERFERENCE LEVEL: Exceeds requirements for most marine radio-telephones and standard TV's.

Model	Electrical Characteristics					Ratings		Engine	
	Volts	Amps	Hertz	Phase	Wire	Power Factor	KW	RPM	Start
3.5 MCGB-612	120	29	60	1	2	1.0	3.5	2500	Remote
3.5 MCGB-512	230	15	50	1	2	1.0	3.5	2500	Remote

* Not field convertible between 50 and 60Hz

Specifications

Number of cylinders	2 Cylinder, horizontal in-line
Type	4 cycle
Displacement	20.3 cu. in. (.33 liter)
Bore and stroke	2.40" x 2.24" (61mm x 57mm)
Compression ratio	10.2:1
Rated RPM	2500
HP @ Rated RPM	6.0 HP
Maximum angle of operation	Not to exceed 20° in all directions
Exhaust elbow conn.	2.0" OD (50.8mm)
Raw water conn.	.50" OD (12.7mm)
Dry weight	226 lbs. (102 kilos)
Combustion system	Semi-spherical type
Aspiration	Naturally aspirated
Lubrication system	Forced pump
Cooling system	1.46 quarts (1.38 liters)
Full load fuel consumption	.58 GPH (2.2 LPH)
75% load fuel consumption	.56 GPH (2.1 LPH)
50% load fuel consumption	.47 GPH (1.8 LPH)
25% load fuel consumption	.36 GPH (1.4 LPH)
Governor	Electronic
Lube oil filter	Full flow, spin on element
Lubricant capacity	1.75 quarts (1.66 liters)

Fuel transfer pump	Electric type
Fuel supply piping	.25" ID (6.35mm)
Starting motor	12 volt, .6kW
Battery charging	5 amps, flywheel alternator
Cranking amps	70 amps @ 70 degrees F
Electrical system	12 volts DC, negative ground

Construction-Engine Components

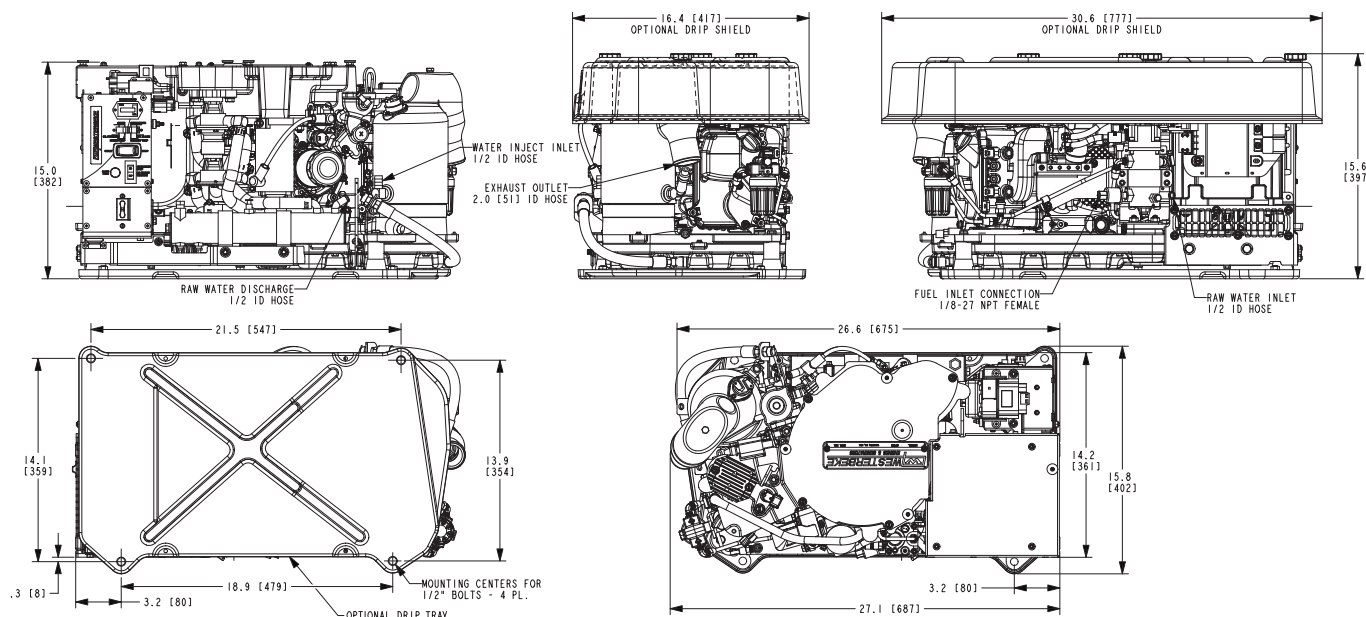
Cylinder head	Aluminum
Cylinder block	Aluminum
Crankshaft	Forged crankshaft, two main bearings
Valves	Overhead
Fuel system	Multiport EFI
Cooling system	Fresh water-cooled with heat exchanger
Exhaust manifold	Cast almag, raw water-cooled

Optional Equipment

- Remote start/stop and extension harness
- "A" on-board spare parts kit
- "B" extended cruising spare parts kit
- Hydro-hush muffler and fittings
- Anti-siphon valve with 1/2 inch stainless loop
- Ship-shore switch; Auxiliary DC power adapter
- Drip shield and drip tray

Basic Dimensions

Inches (millimeters)



Drawings are for reference only and should not be used for installation. Detailed installation drawings are available upon request.